


# Arbeitsblatt für das Fach Mathe

Klasse 2

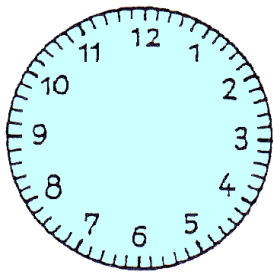
Die Uhr



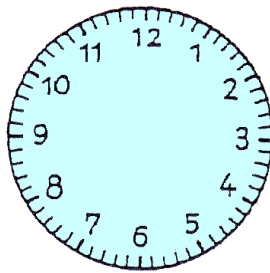
Trage die Uhrzeiger ein!

großer Minutenzeiger: blau  
kleiner Stundenzeiger: rot

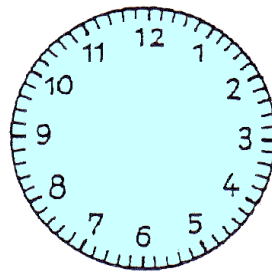
→ Achtung: Achte auch auf die genaue Lage des Stundenzeigers!  
Beispiel: Um halb 8 steht der Stundenzeiger genau zwischen der 7 und der 8!



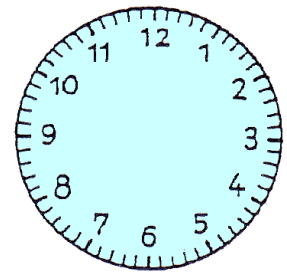
8.50 Uhr



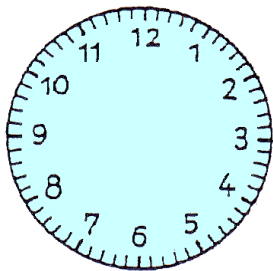
12.20 Uhr



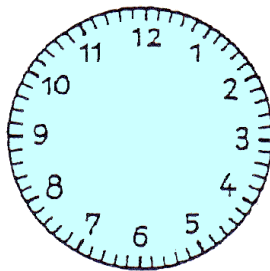
3.40 Uhr



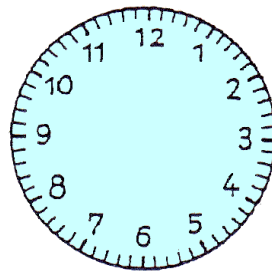
10.10 Uhr



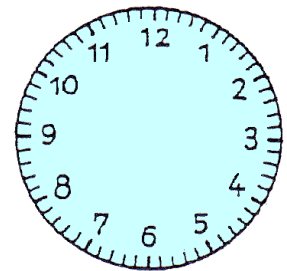
6.25 Uhr



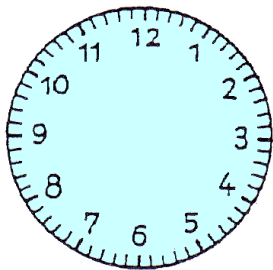
22.10 Uhr



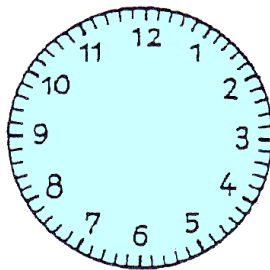
13.15 Uhr



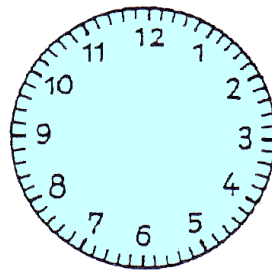
6.20 Uhr



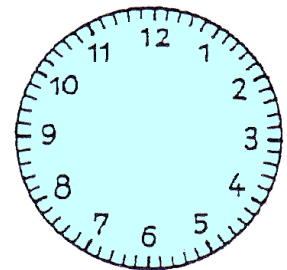
5.45 Uhr



18.45 Uhr



24 Uhr

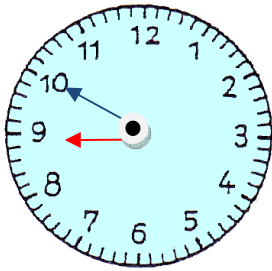


6.05 Uhr

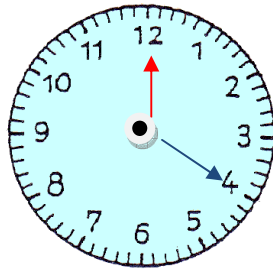
# Lösung

Klasse 2

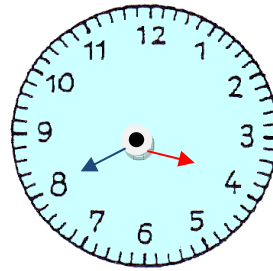
Die Uhr



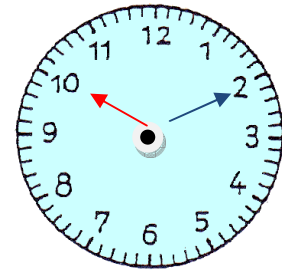
8.50 Uhr



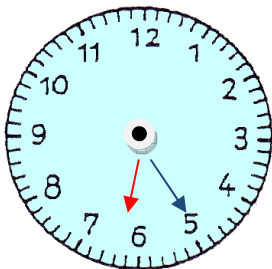
12.20 Uhr



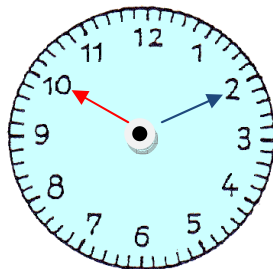
3.40 Uhr



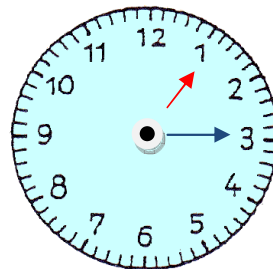
10.10 Uhr



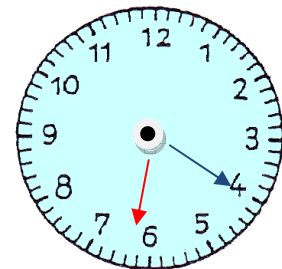
6.25 Uhr



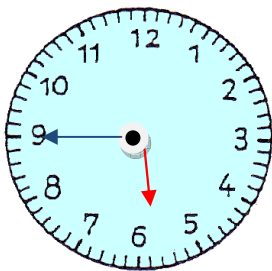
22.10 Uhr



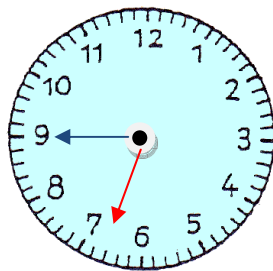
13.15 Uhr



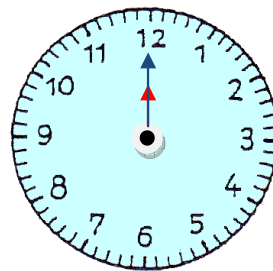
6.20 Uhr



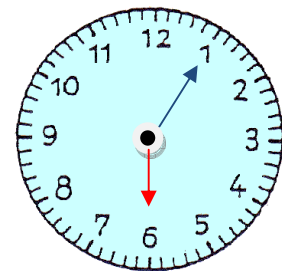
5.45 Uhr



18.45 Uhr



24.00 Uhr



6.05 Uhr

