


Arbeitsblatt für das Fach Mathe

Klasse 2

Die Uhr

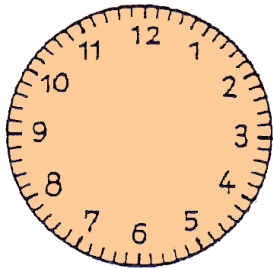


Trage die Uhrzeiger ein!

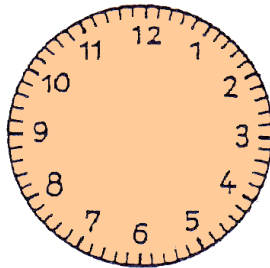
großer Minutenzeiger: blau

kleiner Stundenzeiger: rot

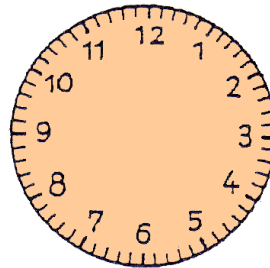
→ Achtung: Achte auch auf die genaue Lage des Stundenzeigers!
Beispiel: Um halb 8 steht der Stundenzeiger genau zwischen der 7 und der 8!



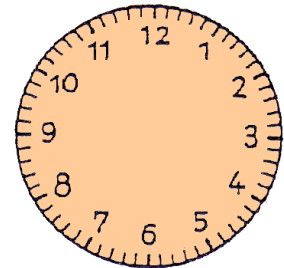
7.45 Uhr



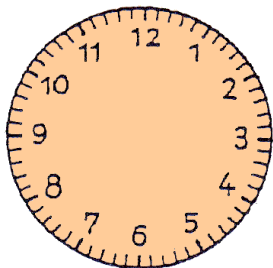
13.40 Uhr




5.10 Uhr



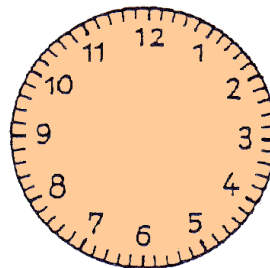
11.15 Uhr



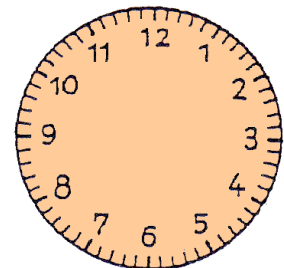
8.35 Uhr



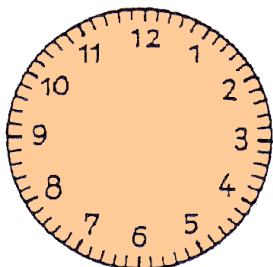
14.30 Uhr




2.05 Uhr




9.50 Uhr




3.55 Uhr



17.45 Uhr



12 Uhr

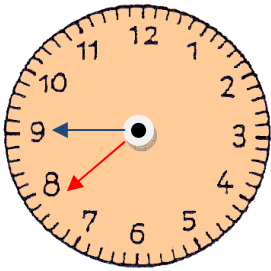


16.20 Uhr

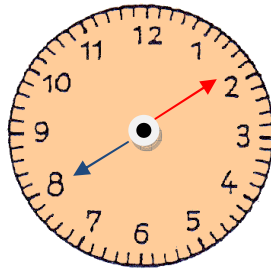
Lösung

Klasse 2

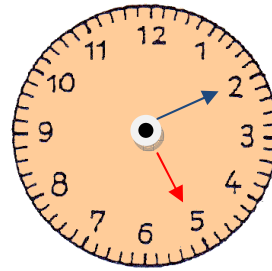
Die Uhr



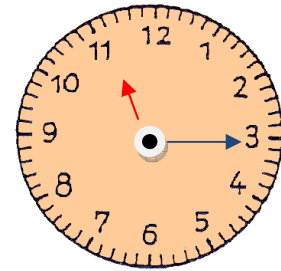
7.45 Uhr



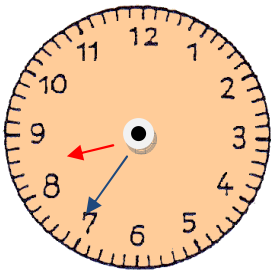
13.40 Uhr



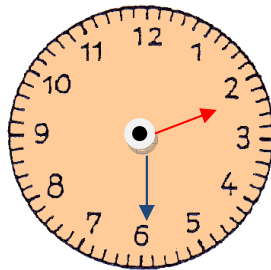
5.10 Uhr



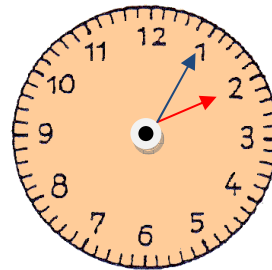
11.15 Uhr



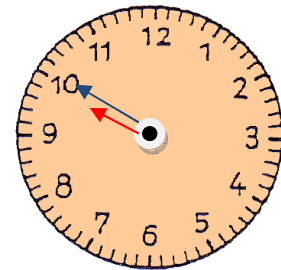
8.35 Uhr



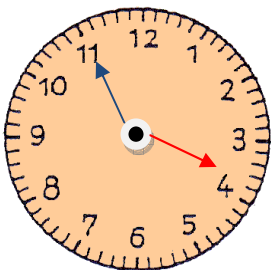
14.30 Uhr



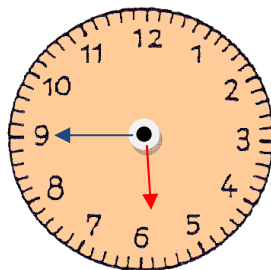
2.05 Uhr



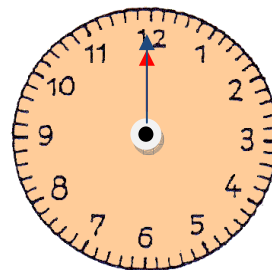
9.50 Uhr



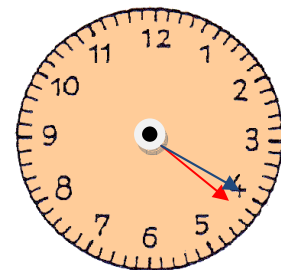
3.55 Uhr



17.45 Uhr



12 Uhr



16.20 Uhr