


Arbeitsblatt für das Fach Mathe

Brüche

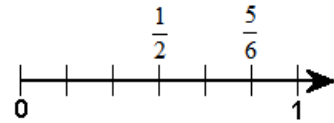
Unterschiedliche Brüche am Zahlenstrahl eintragen










Um unterschiedliche Brüche am Zahlenstrahl einzutragen, bringst du die Brüche auf ihren Hauptnenner.

$$\begin{array}{ccc} & \cdot 3 & \\ \frac{1}{2} & \text{und} & \frac{5}{6} \\ & \cdot 3 & \end{array}$$








$$\rightarrow \frac{1}{2} = \frac{3}{6} \text{ und } \frac{5}{6}$$



Zeichne folgende Bruchteile an einem Zahlenstrahl!



LÖSUNG



Achtung!!!!!!!!!!	bei Bezeichnung des Dokuments immer am Schluss die Dokument Nr. angeben (003) zum Beispiel	
Dokument-Nr.		10.09.2018
Kategorie		
Bezeichnung des Dokuments		
Schule	Grundschule	
Klasse	Klasse 1	
Fächer	Deutsch	
Text		
Sortierung in der Rubrik	Oberpunkt: Sortierung:	
Anmerkungen persönlich intern		